

UTILIZATION OF HEALTH FACILITIES

Reporting from private facilities augmented

With the public hospitals and health centers, huge numbers of private and NGO-run health facilities are increasingly participating in sending patient-related data to the MIS-Health. For the year 2011 (January to December), we received data from quite a good number of hospitals and health centers (Table 6.1). From these health facilities, reportedly 112,565,162 patients received healthcare from their outpatient departments. The number of children (both sexes) was 22,740,810. The number of

male adults was 34,923,121, and the number of female adults was 54,901,231. The number of reported admissions was 4,323,961, of which 1,617,793 were for males and 1,915,072 were for females. The number of hospital deaths was 26,086, of which 12,452 were among males, and 7,559 were among females; the number of deaths of children (both sexes) was 6,075. The average hospital death rate was 0.60%. Detailed information on each hospital/health facility is given in the annexure.

Table 6.1. Number of admissions, deaths, and outpatient visits in different types of health facilities (2011)

Facility type	No. of facilities	No. of admissions (N)				No. of hospital deaths				No. of OPD visits			
		Male	Female	Child	Total	Male	Female	Child	Total	Male	Female	Child	Total
BSMMU Hospital	1	22,879	14,560	4,160	41,599	523	321	158	1,002	830,495	528,497	150,999	1,509,991
Postgraduate teaching & specialized hospitals	8	58,112	38,221	13,996	110,329	2,396	1,052	477	3,925	280,283	227,977	188,505	696,765
Medical college hospitals	14	452,254	412,497	137,935	1,002,686	3,004	2,205	1,912	7,121	2,552,867	2,475,024	1,083,747	6,111,638
Dhaka Dental College Hospital	1	157	119	41	317	0	0	0	0	90,796	23,827	9,125	123,748
District and general hospitals	61	390,099	515,549	294,151	1,199,799	3,323	2,221	2,166	7,710	2,903,658	3,600,400	2,504,039	9,008,097
Upazila health complexes	413	690,018	931,420	340,116	1,961,554	3,027	1,707	1,356	6,090	7,614,002	10,483,102	5,321,702	23,418,806
Infectious disease hospitals	3	1,925	1,887	522	4,334	139	36	6	181	26,126	8,050	14,702	48,878
Leprosy hospitals	2	307	50	0	357	0	0	0	0	5,464	5,628	609	11,701
TB hospitals	8	980	417	118	1,515	36	14	0	50	21,915	16,858	3,363	42,136
Government Employees' Hospital	1	0	0	0	0	0	0	0	0	38,221	24,900	4,834	67,955
Mental Hospital	1	921	270	0	1,191	4	3	0	7	12,584	16,839	0	29,423
TB clinics	6	0	0	0	0	0	0	0	0	19,837	16,136	2,962	38,935
Trauma centers	2	141	82	57	280	0	0	0	0	2,934	4,427	1,502	8,863
Union subcenters		0	0	0	0	0	0	0	0	4,871,255	6,780,813	2,903,518	14,555,586
Union health and family welfare centers		0	0	0	0	0	0	0	0	3,815,855	10,902,658	4,705,972	19,424,485
Community clinics		0	0	0	0	0	0	0	0	11,529,683	19,333,759	5,675,345	36,538,787
Rural health centers		0	0	0	0	0	0	0	0	307,146	452,336	169,886	929,368
Total		1,617,793	1,915,072	791,096	4,323,961	12,452	7,559	6,075	26,086	34,923,121	54,901,231	22,740,810	112,565,162

Note: As per reporting organizations

Figure 6.1 shows the distribution of the OPD patients by type of health facilities. Of the total 112,565,162 patients reported to be seen in the outpatient departments, 64% were seen in the health facilities having only outpatient services of special-purpose hospitals (TB hospital, leprosy hospital, infectious disease hospital, labor hospital, government employees' hospital, union subcenter, health and family welfare center, TB clinic, community clinic, etc.); 21% patients were seen in the primary-care hospitals (upazila health complex, rural health center, and 10- or 20-bed hospital). In the secondary-care hospitals (district or general hospitals), 8% patients were seen. The tertiary-care hospitals (medical college hospital, dental hospital) and the postgraduate teaching hospitals served 5% and 1% of the outdoor patients respectively. The Bangabadhu Sheikh Mujib Medical University Hospital served 1% of the total reported outdoor patients.

- A = Primary-care hospitals; 23,418,806; 21%
- B = Special-purpose hospitals; 71,686,117; 64%
- C = University hospital; 1,509,991; 1%
- D = Tertiary care hospitals; 6,235,386; 5%
- E = PG specialized hospitals; 696,765; 1%
- F = Secondary-care hospitals; 9,008,097; 8%

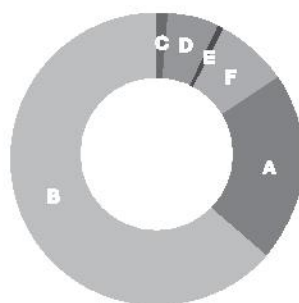


Figure 6.1. Distribution of OPD patients by type of facilities (n=112,565,162)

MIS-Health received report on admissions for the primary-, secondary-, tertiary-care hospitals, postgraduate specialized teaching and special-purpose hospitals. Reports on 4,323,961 admissions from these hospitals in 2011 have been received. Figure 6.2 shows the distribution of admitted patients. Of the total admitted patients, the primary-care hospitals had 45%; the secondary-care hospitals had 28%; and the tertiary-care hospitals and the postgraduate teaching hospitals had 23% and 3% admissions respectively. The special-purpose hospitals had 0.2% of the total admissions. Bangabadhu Sheikh Mujib Medical University Hospital had 1% of the admissions for year 2011.

- A = Secondary-care hospitals; 1,189,799; 28%
- B = Special-purpose hospitals; 7,677; 0%
- C = Primary-care hospitals; 1,981,654; 45%
- D = University hospital; 41,589; 1%
- E = Tertiary-care hospital; 1,003,003; 23%
- F = PG specialized hospitals; 110,329; 3%

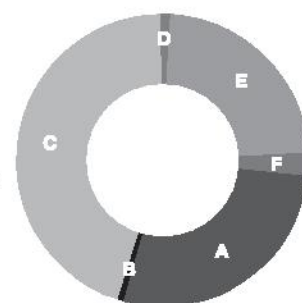


Figure 6.2. Distribution of admitted patients by type of health facilities (n=4,323,961)

Table 6.2 shows the average length of stay, bed-occupancy rates, hospital death rates, average daily admission and average daily OPD patient visits in different types of hospitals. Detailed information is given in the annexure.

Table 6.2. Average length of stay, bed-occupancy rates, hospital death rates, average daily admission, and average daily OPD patient visits in different types of hospitals (2011)

Type of health facility	Average length of stay (days)	Bed-occupancy rate (%)	Hospital death rate (%)	Average daily admission (N)	Average daily OPD visits (N)
BSMMU Hospital	-	97.00	0.60	114	4,135
Specialized postgraduate teaching hospitals	11	84.60	3.30	38	239
Medical college hospitals	5	139.37	3.74	196	1,216
Dhaka Dental College Hospital	12	100.00	0.45	1	339
Mental Hospital, Pabna	120	81.00	0.59	3	81
District hospitals	5	91.10	2.70	53	339
Infectious disease hospitals	4	50.45	2.73	4	45
Chest clinics/hospitals	39	2.52	4.43	1	10
TB segregation hospitals	43	69.86	1.13	0	8
Leprosy hospitals	48	45.60	0.00	0	14

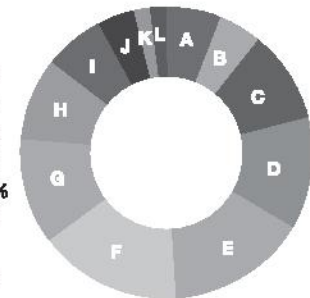
Table 6.3. Distribution of the upazila health complexes by % of bed-occupancy rate in different years

Bed-occupancy rate (%)	2005		2006		2007		2008		2009		2010		2011	
	No.	%	No.	%	No.	%	No.	%	No.	%	No.	%	No.	%
Below 40.00%	8	2.33	14	3.92	11	3.05	10	2.48	8	1.96	40	9.69	24	5.94
40.01-50.00	9	2.62	20	5.6	14	3.88	42	10.4	23	5.64	23	5.57	19	4.70
50.01-60.00	17	4.96	26	7.28	27	7.48	59	14.6	36	8.82	52	12.59	42	10.40
60.01-70.00	45	13.12	36	10.08	48	13.3	74	18.32	75	18.38	48	11.62	50	12.38
70.01-80.00	58	16.91	62	17.37	80	22.16	76	18.81	113	27.7	73	17.68	63	15.59
80.01-90.00	97	28.28	75	21.01	69	19.11	61	15.1	60	14.71	56	13.56	64	15.84
90.01-100.00	73	21.28	70	19.61	67	18.56	48	11.88	48	11.76	35	8.47	47	11.63
100.01-110.00	27	7.87	36	10.08	37	10.25	16	3.96	20	4.9	30	7.26	36	8.91
110.01-120.00	22	6.41	15	4.2	7	1.94	16	3.96	12	2.94	25	6.05	27	6.68
120.01-130.00	3	0.87	2	0.56	1	0.28	0	0	9	2.21	14	3.39	17	4.21
130.01-140.00	1	0.29	1	0.28	0	0	0	0	4	0.98	6	1.45	7	1.73
Above 140%	0	0	0	0	0	0	2	0.5	0	0	11	2.66	8	1.98
Total upazila health complexes	343	100	357	100	361	100	404	100	408	100	413	100	404	100

Figure 6.3 shows the distribution of the upazila health complexes by bed-occupancy rate. MIS-Health received data to calculate bed-occupancy rates for 404 upazila health complexes. It revealed that the bed-occupancy rate varies between 50% and 100% in over 65% upazila health complexes,. The bed-occupancy rates were seen to vary from below 40% and above 100% to 140%. Table 6.3 shows a time series analysis of the bed-occupancy rates from 2005 up to 2011.

It is welcoming that MIS-Health received data on admissions, hospital deaths, and outdoor visits from some private hospitals. Table 6.4 summarizes the data.

A = Below 40.00; (n=5.9); 6%
 B = 40.01 to 50.00; (n=4.7); 5%
 C = 50.01 to 60.00; (n=10.4); 10%
 D = 60.01 to 70.00; (n=12.4); 12%
 E = 70.01 to 80.00; (n=15.8); 15%
 F = 80.01 to 90.00; (n=15.8); 16%
 G = 90.01 to 100.00; (n=11.8); 12%
 H = 100.01 to 110.00; (n=8.9); 9%
 I = 110.01 to 120.00; (n=6.7); 7%
 J = 120.01 to 130.00; (n=4.2); 4%
 K = 130.01 to 140.00; (n=1.7); 2%
 L = Above 140; (n=5.9); 6%

**Figure 6.3. Distribution (%) of 404 upazila health complexes by bed occupancy rates (2011)****Table 6.4. Number of admissions, hospital deaths and outdoor visits in some private hospitals (2011); names of hospitals are in alphabetic order**

Health Facility	No. of beds	Admission (N)			Death (N)			Outdoor visit (N)			
		Male	Female	Total	Male	Female	Total	Male	Female	Child	Total
A K Eye Hospital, Magura	10	75	135	210	0	0	0	260	350	100	710
Abdul Aziz Medical Center, Juri, Maulvibazar	10	488	179	667	0	0	0	2,009	991	2,400	5,400
Ad-Din Medical College Hospital, Baro Magbazar, Dhaka	500	4,509	19,032	23,541	64	50	114	14,399	169,768	145,080	329,247
Ahamedia General Hospital, Mymensingh Sadar	10	106	290	396	0	0	0	0	0	0	0
Ahsania Clinic, Debbhata, Satkhira	10	395	1,552	1,947	0	0	0	1,453	1,976	42	3,471

Table 6.4 Continued

Health Facility	No. of beds	Admission (N)			Death (N)			Outdoor visit (N)			
		Male	Female	Total	Male	Female	Total	Male	Female	Child	Total
Aisa Pvt. Hospital, Salkupa, Jhenaidah	10	20	554	574	0	0	0	0	0	0	0
Aklima Saba Clinic, Iswardi, Pabna	10	229	541	770	0	0	0	18,850	11,370	2,745	32,965
Akota Click & Diagnostic Center, Rajshahi	10	280	220	500	0	0	0	0	0	0	0
Akota Clinic, Satkhira Sadar	10	50	220	270	0	0	0	1,100	700	100	1,900
Al-Amin General Hospital, Pabna	10	92	346	438	0	0	0	227	276	38	541
Al Amin Nursing Home, Mymensingh Sadar	10	210	270	480	0	0	0	410	310	0	720
Al Hera Private Hospital, Magura	10	140	280	420	0	0	0	0	0	0	0
Al-Modina Clinic, Magura	10	100	400	500	0	0	0	0	0	0	0
Al Safa (Pvt) Hospital, Mymensingh Sadar	10	210	330	540	0	0	0	0	0	0	0
Al Zamnat (Pvt) Hospital, Mymensingh Sadar	10	150	255	405	0	0	0	0	0	0	0
Al Zizia Pvt. Hospital, Jhenaidah Sadar	10	26	175	201	0	0	0	0	0	0	0
Alam General Eye Hospital, Kapasia, Gazipur	20	345	543	888	0	0	0	5,110	6,387	1,277	12,774
Al-Amin General Hospital, Feni	10	184	159	343	0	0	0	0	0	0	0
Albaraka Clinic, Luxmipur, Rajshahi	10	250	180	430	1	0	1	0	0	0	0
Al-Baraka Clinic, Magura	10	150	300	450	0	0	0	0	0	0	0
Al-Baraka General Hospital, Gazipur	10	302	365	667	0	0	0	245	253	102	600
Al-Fahim Hospital, Kapasia, Gazipur	10	57	110	167	0	0	0	725	885	515	2125
Al-Falaha Hospital, Jhenaidah Sadar	10	109	237	346	0	0	0	0	0	0	0
Al-Hajj Asmat Ali Khan Diabetic Hospital, Ptrojpur	10	56	390	446	0	0	0	0	0	0	0
Al-Hera Hospital, Sreepur, Gazipur	10	278	277	555	0	0	0	276	312	123	711
Al-Hera Medical Centre, Sreepur, Gazipur	10	163	381	544	0	0	0	1,096	1,826	730	3,652
Al-Kemy (Pvt.) Hospital, Feni	30	1,697	2,544	4,241	5	7	12	684	878	390	1,952
Al-Madina, Pabna	10	67	360	427	0	0	0	200	1,900	300	2,400
Al-Noor Islami Hospital, Gazipur	10	94	477	571	0	0	0	425	2,030	98	2,553
Alrazi (Pvt.) Hospital, Kotchandpur, Jhenaidah	10	17	160	177	0	0	0	0	0	0	0
Al-Shifa Clinic, Joypurhat	10	60	324	384	0	0	0	0	0	0	0
Ambia Hospital, Boga Road, Barisal	50	10	11	21	0	0	0	14	15	16	45
Amena Clinic, Talaimari, Rajshahi	10	250	130	380	0	0	0	0	0	0	0
Amrta Clinic, Sadar, Tangail	30	400	550	950	0	0	0	13,500	16,800	200	30,500
Amrtaid General Hospital, Kapasia, Gazipur	5	42	212	254	0	0	0	213	1,245	152	1,610
Anowara Clinic & Diagnostic Centre, Joypurhat	10	247	220	467	0	0	0	147	277	98	522
Anowara Clinic, Pabna	10	105	354	459	0	0	0	370	400	80	850
Anowara Clinic, Sadar, Satkhira	10	96	204	300	0	0	0	600	900	0	1,500
Anwara Clinic, Hartnakundu, Jhenaidah	10	37	455	492	0	0	0	0	0	0	0
Anwara General Hospital (Pvt.), Kishoreganj	20	424	1,224	1,648	2	2	4	4,300	10,275	37	14,612

Table 6.4 Continued

Health Facility	No. of beds	Admission (N)			Death (N)			Outdoor visit (N)			
		Male	Female	Total	Male	Female	Total	Male	Female	Child	Total
Apollo Hospital & Diagnostic Complex, Maljhee Bazar, Noakhali	20	540	491	1031	0	0	0	3,200	2,200	200	5,600
Apollo Nursing Home, Sipaipara, Rajshahi	10	200	230	430	0	0	0	0	0	0	0
ARAFAT-PV HOSPITAL, Sirajdikhan, Munshiganj	10	160	243	403	0	0	0	324	453	777	1,554
Arogo Clinic, Magura	10	1	6	7	0	0	0	0	0	0	0
Asha (Pvt) Hospital, Mymensingh Sadar	10	120	240	360	0	0	0	0	0	0	0
Asia Hospital, Tangail Sadar	10	350	462	812	0	0	0	1,280	1,500	1,600	4,380
Avicenna Hospital Ltd., Sirajganj	30	4,101	3,543	7,644	24	9	33	4,270	3,335	1,227	8,832
Ayasha Khanam Memorial Hospital, Tangail Sadar	50	485	1,176	1,661	0	0	0	4,072	8,091	2,875	15,038
Ayesha Haque Hospital, Baniabazar, Sylhet	10	334	296	630	0	0	0	10	24	24	58
Aysha Medicare, Sylhet	20	408	452	860	3	1	4	120	84	36	240
Aysha Memorial Specialised Hospital, Mohakhali, Dhaka	100	11,188	13,527	24,715	1,927	1,780	3,707	22,896	20,304	0	43,200
B.M. Private Hospital, Jhenaidah Sadar	10	21	161	182	0	0	0	0	0	0	0
Badrunnessa (Pvt) Hospital, Maulvibazar	10	171	853	1,024	0	0	0	1,460	5,475	1,095	8,030
Bogra Clinic & Nursing Home, Lalmonirhat	10	52	238	290	0	0	0	0	0	0	0
Baisakhi Clinic, Lalmonirhat	10	23	48	71	0	0	0	0	0	0	0
Baitush Sharaf Hospital, Cox's Bazar	50	1,678	1,428	3,106	0	0	0	17,637	8,140	1,357	27,134
Bandhan Clinic, Joypurhat	10	7	13	20	0	0	0	60	80	10	150
Bandhan Hospital, Lalmonirhat	10	82	292	374	0	0	0	0	0	0	0
Baneshha Memorial Hospital, Tongi, Gazipur	10	0	353	353	0	0	0	72	128	20	220
Bangla Clinic, Pabna	10	48	240	288	0	0	0	400	435	85	920
Bangladesh Clinic, Upashahor, Rajshahi	10	720	360	1,080	1	0	1	720	360	180	1,260
Bangladesh Medical College Hospital, Dhanmondi, Dhaka	500	8,453	7,805	16,258	126	86	212	52,471	48,286	7,280	108,037
Bangladesh Nursing Home, Tangail Sadar	10	250	450	700	0	0	0	0	0	0	0
Barisal Poly Clinic, Bangla Bazar, Barisal	10	551	212	763	0	0	0	875	412	210	1,497
Barlekha Poly Clinic, Barlekha, Maulvibazar	10	36	171	207	0	0	0	13	8	22	43
Basundhara (Pvt.) Hospital, Mymensingh Sadar	10	170	310	480	0	0	0	0	0	0	0
Bengal Community, Ullapara, Sirajganj	20	384	804	1,188	1	0	1	600	4,500	300	5,400
Bhatrab Clinic, Moheshpur, Jhenaidah	10	5	42	47	0	0	0	0	0	0	0
BNSB Eye Hospital, Sirajganj	100	2,450	2,568	5,018	0	0	0	13,196	14,178	4,912	32,286
Bonshapur Nursing Home, Shyamnagar, Satkhira	10	400	2,000	2,400	0	0	0	2,000	3,000	300	5300
Boral Clinic, Bhangura, Pabna	10	46	322	368	0	0	0	288	470	410	1,168
Brahman Bazar Christian Health Project, Maulvibazar	35	301	1,155	1,456	0	1	1	2,648	7,439	4,011	14,098

Table 6.4 Continued

Health Facility	No. of beds	Admission (N)			Death (N)			Outdoor visit (N)			
		Male	Female	Total	Male	Female	Total	Male	Female	Child	Total
Brizee Hospital, Laxmipur, Rajshahi	10	360	360	720	0	0	0	0	0	0	0
Camelia Duncan Foundation Hospital, Shamshemagar, Maulvibazar	50	1,281	1,897	3,178	19	24	43	4,916	6,837	3,076	14,829
Care Center, Pabna	10	344	453	797	0	1	1	1,446	2,457	1,713	5,616
Care Nursing Home, Laxmipur, Rajshahi	10	220	220	440	0	1	1	0	0	0	0
Central Clinic, Lalmonirhat	10	149	333	482	0	0	0	0	0	0	0
CENTRAL Hospital (Private), Arathazar, Narayanganj	10	697	928	1,625	0	0	0	1,520	2,150	785	4,455
Central Hospital, Sirajganj	15	1,516	330	1,846	2	3	5	2,300	1,200	1,007	4,507
Central Hospital, Kaliganj, Gazipur	10	170	310	480	0	1	1	550	1,049	215	1,814
Chandra Malika Society Hospital, Gazipur	10	340	430	770	0	0	0	900	2,100	61	3,061
Chowmuhni General Hospital, Begumganj, Noakhali	10	0	260	260	0	0	0	0	800	0	800
Christian Hospital, Chandraghona, Rangamati	100	2,212	3,705	5,917	45	31	76	6,435	18,462	4,878	29,775
Christian Leprosy Center, Chandraghona, Rangamati	60	323	107	430	3	1	4	343	107	0	450
Chwdhury Outdoor Clinic, Madhupur, Tangail	10	362	413	775	0	0	0	1,135	1,573	719	3,427
City Clinic, Satkhira Sadar	10	75	120	195	0	0	0	200	410	215	825
City Hospital Private, Majdee, Noakhali	40	847	1,067	1,914	0	0	0	0	0	0	0
City Hospital, Madhupur, Tangail	16	321	527	848	1	0	1	1,432	1,567	534	3,533
City Nursing Home, Khulna	10	61	263	324	0	0	0	1,302	1,448	0	2,750
City Poly Clinic and Shishu Hospital, Sylhet	50	1,178	1,230	2408	9	9	18	4	4	5	13
Cosmopolitan (Pvt.) Hospital, Feni	20	197	327	524	2	0	2	561	596	753	1,910
CT Clinic, Lalmonirhat	10	105	258	363	0	0	0	0	0	0	0
Cure Home General Hospital, Khulna	10	409	268	677	4	3	7	499	339	12	850
Dakbangla Nursing Home, Jhenaidah Sadar	10	46	288	334	0	0	0	0	0	0	0
Damien Foundation Netrakona TB & Leprosy Hospital, Ananta Pur, Netrakona	52	287	110	397	11	1	12	0	0	0	0
Deepa Clinic, Pabna	10	120	240	360	0	0	0	200	280	400	880
Demien Fundation TB and Leprosy Hospital, Madhupur, Tangail	80	511	181	692	28	14	42	8,141	8,072	2,709	18,922
Desh Bandhu Hospital, Tangail Sadar	10	37	214	251	0	1	1	400	800	100	1,300
Desh Eye Hospital, Gazipur Sadar	10	153	133	286	0	0	0	596	623	56	1,275
Dewan General Hospital & Diagnostic Centre, Kallakair, Gaipur	10	64	67	131	0	0	0	311	536	132	979
Dhaka Clinic, Tangail Sadar	20	223	524	747	0	0	0	18,080	4,850	1,990	24,920
Dhaka National Institute Hospital, Johnson Road, Dhaka	500	6,823	9,855	16,678	59	49	108	0	0	0	269,200
Dhaleswari Hospital, Tangail Sadar	20	200	200	400	0	0	0	1,000	980	100	2,080
Diabetic Hospital, Saidpur, Nilphamari	0	0	0	0	0	0	0	5,353	3,838	15	9,206
Dobir Uddin Hospital, Kasadanga, Rajshahi	10	280	200	480	0	1	1	0	0	0	0

Table 6.4 Continued

Health Facility	No. of beds	Admission (N)			Death (N)			Outdoor visit (N)			
		Male	Female	Total	Male	Female	Total	Male	Female	Child	Total
Doctors Clinic, Jhenaidah Sadar	10	10	169	179	0	0	0	0	0	0	0
Doctors' Clinic, Tangail Sadar	20	102	933	1,035	0	0	0	4,000	3,600	180	7,780
Dolphin Clinic, Bornali Moore, Rajshahi	30	1,080	720	1,800	0	0	0	5,040	2,160	1800	9,000
Dr. Mokdessar Clinic, Sadar Road, Barisal	40	0	119	119	0	0	0	0	0	0	0
Dr. Haider Clinic& Hospital, Feni	10	300	400	700	0	0	0	300	320	1200	1,820
Dr.Badsha Mia Memorial Clinic, Khulna	10	388	399	787	2	8	10	5,335	4,751	1144	11,230
Dr.Khadem Hossain Clinic, Bangla Bazar, Barisal	10	310	1,124	1,434	0	0	0	0	0	0	0
Dream Hospital, Begumganj, Noakhali	30	250	350	600	0	0	0	1,000	1,500	700	3,200
Dwip Jwele Jal Eye Hospital, Madhupur, Tangail	20	151	183	334	0	0	0	4,647	5,046	1,670	11,363
Ebne Hasman (Pvt.) Hospital, Feni	10	440	771	1,211	0	0	0	0	0	0	0
Eden Nursing Home, Alekanda, Barisal	20	238	533	771	0	0	0	0	0	0	0
Ehsan General Hospital, Magura	10	34	402	436	0	0	0	0	0	0	0
Ekota (Pvt.) Hospital and Diagnostic Centre, Koichandpur, Jhenaidah	10	28	155	183	0	0	0	0	0	0	0
EM Center, Mohishathan, Rajshahi	10	230	280	510	0	0	0	0	0	0	0
Emu General Hospital (Pvt.), Joypurhat	10	197	839	1,036	0	0	0	0	0	0	0
Equashey Hospital (Pvt), Mymensingh Sadar	10	144	216	360	0	0	0	0	0	0	0
Fair Clinic, Tangail Sadar	10	250	450	700	0	0	0	1,000	3,000	500	4,500
Fair Health Clinic, Barisal	40	2,907	3,552	6,459	0	0	0	22,886	27,972	7,382	58,240
Faruk Al-Nasir Hospital, Kazipur, Sirajganj	10	0	0	0	0	0	0	1,628	2,007	0	3,635
Fazrina Clinic, Satkhira Sadar	10	250	195	445	0	0	0	340	650	0	990
Faterna Modern Hospital, Tangail Sadar	10	60	332	392	0	0	0	1,620	3,240	540	5,400
Faterna Nursing Home, Mymensingh Sadar	10	84	260	344	0	0	0	0	0	0	0
Fatima Nursing Home, Laxmipur, Rajshahi	10	210	160	370	0	0	0	0	0	0	0
FAYSAL Hospital (Private), Arailhazar, Narayanganj	10	340	680	1,020	0	0	0	8,330	10,460	6,250	25,040
Feni Central (Pvt.) Hospital, Feni	20	856	1,032	1,888	0	0	0	1,225	1,690	531	3,446
Feni Diabetic Hospital, Feni	25	2,014	4,337	6,351	41	26	67	30,985	48,281	1,777	81,043
Filaria Hospital, Saidpur, Nilphamari	10	293	0	293	0	0	0	5,375	7,252	2,023	14,650
Fouad Al Khateeb Hospital, Cox's Bazar	80	4,176	5,292	9,468	71	63	134	3,191	4,150	988	8,329
Gonoshasthaya Samajvittik Medical College and Hospital, Mirzanagar, Savar, Dhaka	600	7,709	13,081	20,790	34	40	74	55,191	80,770	10,884	146,845
Good Heal Hospital, Majdee, Noakhali	40	2,512	3,081	5,593	0	0	0	1,700	1,600	1115	4415
Gorb Newaz Clinic, Khulna	20	535	543	1078	9	5	14	1,773	1,639	10	3422
Gorb Shah Clinic, Magura	10	26	148	174	0	0	0	76	198	0	274
Gorbae Nawas Clinic, Talaimari, Rajshahi	10	160	100	260	0	0	0	0	0	0	0
Grameen Clinic, Moheshpur, Jhenaidah	10	21	154	175	0	0	0	0	0	0	0
Green Apollo Hospital, Tangail Sadar	9	50	100	150	0	0	0	1,000	2,000	0	3,000
Green Health (Pvt) Hospital, Maulvibazar	10	337	520	857	0	0	0	70	105	45	220

Table 6.4 Continued

Health Facility	No. of beds	Admission (N)			Death (N)			Outdoor visit (N)			
		Male	Female	Total	Male	Female	Total	Male	Female	Child	Total
Green Hospital, Gazipur	10	302	345	647	0	0	0	1,243	1,650	326	3,219
Gurdaha Clinic, Moheshpur, Jhenaidah	10	3	28	31	0	0	0	0	0	0	0
Halima Clinic, Pabna	10	16	148	164	0	0	0	0	1,500	0	1,500
Hamida MediCare, Pabna	10	61	620	681	0	0	0	300	500	60	860
Hasan Clinic, Jhenaidah Sadar	10	74	346	420	0	0	0	0	0	0	0
Hasina Clinic & Nursing Home, Magura	10	100	210	310	0	0	0	0	0	0	0
Health Care Clinic, Parara Road, Barisal	20	250	500	750	0	0	0	0	0	0	0
Hillview Hospital, Baniabazar, Sylhet	8	25	281	306	0	0	0	96	199	73	368
Holy Home Hospital & Diagnostic Centre, Kapasa, Gazipur	8	168	371	539	0	0	0	229	397	101	727
Hope (Pvt) Hospital, Maulvibazar	10	220	650	870	3	1	4	65	115	8	188
Im. Sina Hospital, Sylhet	80	3,738	3,580	7,318	61	41	102	6,580	6,220	3,200	16,000
Iccamoti Clinic, Pabna	10	110	352	462	0	1	1	1,100	1,100	610	2,810
icddr, Dhaka Hospital	0	58,575	42,071	100,646	113	72	185	1,419	436	25,607	27,462
icddr, Matlab Health Research Centre, Matlab, Chandpur	0	10,499	8,349	18,848	8	15	23	0	0	75	75
icddr, Mirpur Treatment Centre, Mirpur, Dhaka	0	7,751	7,431	15,182	0	0	0	0	0	0	0
Ideal Diagnostic & Hospital, Kapasa, Gazipur	10	245	345	590	0	0	0	1,204	1,359	563	3,126
Impact Masudul Haque Community Health Centre, Chuadanga	10	922	984	1,906	1	0	1	7,184	15,474	1,116	23,774
Insaaf Hospital, Joydebpur, Gazipur	20	279	680	959	0	0	0	226	501	0	727
Islami Bank Community Hospital, Jhenaidah Sadar	20	852	691	1,543	10	4	14	5,873	5,996	367	12,236
Islami Bank Hospital, Khulna	60	0	0	6,845	0	0	108	0	0	0	59,307
Islami Bank Hospital, Laxmipur, Rajshahi	63	4,500	2,500	7,000	3	2	5	42,000	21,000	7,000	70,000
Islami Bank Hospital, Chandmari, Barisal	50	1,000	800	1,800	0	0	0	60	200	100	360
Islami General Hospital, Kashorhat, Rajshahi	10	10	43	53	0	0	0	184	366	22	572
Islami General Hospital, Nowhata, Rajshahi	10	180	200	380	0	0	0	0	0	0	0
Islami Pvt. Hospital, Jhenaidah Sadar	10	23	167	190	0	0	0	0	0	0	0
Islamia (Pvt) Hospital, Mymensingh Sadar	10	300	0	300	0	0	0	0	0	0	0
Islamia Poly Clinic, Bangla Bazar, Barisal	10	485	1,843	2,328	0	0	0	0	0	0	0
Jahangir Health Complex, Mymensingh Sadar	10	60	300	360	0	0	0	140	1,120	150	1,410
Jalal Memorial Hospital, Pabna	10	96	202	298	0	0	0	350	620	180	1,150
Jamli Bye & General Hospital, Kaliganj, Gazipur	20	1,216	1,624	2,840	0	0	0	13,335	18,418	5,765	37,518
Jamjam Islami Clinic, Laxmipur, Rajshahi	10	350	210	560	1	0	1	0	0	0	0
Jamuna (Pvt) Hospital, Mymensingh Sadar	10	120	240	360	0	0	0	0	0	0	0
Jamuna Clinic, Kaliganj, Satkhira	10	120	150	270	0	0	0	501	652	12	1,165
Jamuna Clinic, Laxmipur, Rajshahi	10	400	550	950	0	1	1	0	0	0	0
Jamuna General Hospital, Mizapur, Tangail	10	97	741	838	0	0	0	711	3,519	93	4,323

Table 6.4 Continued

Health Facility	No. of beds	Admission (N)			Death (N)			Outdoor visit (N)			
		Male	Female	Total	Male	Female	Total	Male	Female	Child	Total
Janani General Hospital, Noakhali	40	843	1,838	2,681	0	0	0	0	0	0	0
Janaseba Clinic & Nursing Home, Magura	10	200	240	440	0	0	0	0	0	0	0
Janaseba Clinic, Asasmi, Satkhira	10	120	212	332	0	0	0	550	1,215	785	2,550
JANASEBA PV. HOSPITAL, Strajdikhan, Munshiganj	10	280	740	1,020	0	0	0	435	1,105	1,540	3,080
Janata (Pvt.) Hospital, Kotchandpur, Jhenaidah	10	9	120	129	0	0	0	0	0	0	0
Janata Clinic & Nursing Home, Magura	10	50	190	240	0	0	0	0	0	0	0
Janata Clinic and Nursing Home, Sadar, Tangail	10	90	330	420	0	0	0	290	2,520	790	3,600
Janoni Clinic, Moheshpur, Jhenaidah	10	25	178	203	0	0	0	0	0	0	0
Janoia Clinic, Shilpaipara, Rajshahi	10	200	180	380	0	0	0	0	0	0	0
Jarina Nursing Home, Dolan Bazar, Kaliganj, Gazipur	10	150	270	420	0	0	0	833	1,167	428	2,428
Jhenidah Nursing Home, Jhenaidah Sadar	10	14	111	125	0	0	0	0	0	0	0
Jobaida Memorial Hospital & Diagnostic Centre, Gazipur Sadar,	10	403	545	948	0	0	0	2,014	2,789	302	5,105
Joy Clinic and Hospital, Tangail Sadar	10	28	295	323	0	0	0	200	400	120	720
Joypur Clinic & Nursing Home, Joypurhat	10	109	852	961	0	0	0	0	0	0	0
Kalakar Health Care Project, Madhupur, Tangail	8	387	395	782	0	1	1	979	982	511	2,472
Kaiser Memorial Hospital, Upashahor, Rajshahi	9	360	360	720	0	0	0	1,080	720	360	2,160
Kaliakair General Hospital & Diagnostic Center, Gazipur	20	152	530	682	0	0	0	1,000	1,400	785	3,185
Kaliganj Total, Kaliganj, Jhenaidah	130	810	4,210	5,020	0	0	0	0	0	0	0
Karnafuli (Pvt.) Hospital, Kotchandpur, Jhenaidah	10	57	271	328	0	0	0	0	0	0	0
Karnafuli Hospital, Tangail Sadar	6	18	262	280	0	0	0	400	700	50	1,150
Kazi Hospital Complex, Gazipur	10	520	654	1,174	0	0	0	869	1,235	536	2,640
Khawza Yunus Ali MCH, Chowhali, Strajganj	400	21,247	14,165	35,412	200	85	285	40,729	20,365	6,788	67,882
KHAZA GENERAL Hospital (Private), Arailhazar, Narayanganj	10	343	684	1,027	0	0	0	600	928	219	1,747
Khondoker Pvt. Hospital, Saikrupa, Jhenaidah	10	35	847	882	0	0	0	0	0	0	0
Kinder Clinic, Khulna	10	0	366	366	0	7	7	0	0	2,580	2,580
Khour Nursing Home, Laxmipur, Rajshahi	10	300	210	510	0	1	1	0	0	0	0
Konabanj Clinic & Diagnostic Center, Gazipur	10	321	403	724	0	0	0	211	345	102	658
Kotchandpur Nursing Home, Kotchandpur, Jhenaidah	10	42	468	510	0	0	0	0	0	0	0
Kulaura Poly Clinic, Kulaura, Maulvibazar	10	283	735	1,018	1	1	2	350	720	250	1,320
Kumudini Women Medical College Hospital, Mirzapur, Tangail	750	14,298	20,610	34,908	267	305	572	83,823	104,945	36,387	225,155
Labib (Pvt) Hospital, Mymensingh Sadar	10	190	300	490	0	0	0	0	0	0	0

Table 6.4 Continued

Health Facility	No. of beds	Admission (N)			Death (N)			Outdoor visit (N)			
		Male	Female	Total	Male	Female	Total	Male	Female	Child	Total
Lake Site Hospital, Rangamati Sadar	10	39	452	491	3	1	4	22	52	8	82
Lalmoni Clinic & Nursing Home, Lalmonirhat	10	211	383	594	0	0	0	0	0	0	0
LAMB TB Clinic, Saidpur, Nilphamari	0	0	0	0	0	0	0	196	150	0	346
Life Care (Pvt) Hospital, Maulvibazar	20	365	890	1,255	2	1	3	307	367	304	978
Life Care Hospital, Mymensingh Sadar	10	180	320	500	0	0	0	0	0	0	0
Luthern Health Care, Dumki, Patuakhali	40	88	949	1,037	0	0	0	747	6,210	2,938	9,895
M.A. Akbar Clinic, Gazipur Sadar	10	154	352	506	0	0	0	1,142	1,203	53	2,398
Ma Nursing Home, Tangail Sadar	10	100	250	350	0	0	0	700	1,500	200	2,400
Maa & Shishu Clinic, Moheshpur, Jhenaidah	10	7	92	99	0	0	0	0	0	0	0
Mahabuba General Hospital & Diagnostic Centre (Pvt) Ltd., Kotchandpur, Jhenaidah	20	65	340	405	0	0	0	0	0	0	0
Mamata Nagar Matree Shadan, Lalkhan, Chittagong	40	0	5,308	5,308	0	0	0	279	44,606	4,692	49,577
Mamota Clinic, Kalibari Road, Barisal	20	279	945	1,224	0	0	0	0	0	0	0
Marie Stopes	0	5,806	5,806	11,612	0	0	0	141,433	1,548,130	76,109	1,765,672
Matn Clinic & Nursing Home, Lalmonirhat	10	126	550	676	0	0	0	0	0	0	0
Matishya General Hospital, Biamibazar, Sylhet	10	37	230	267	0	0	0	132	120	106	358
Matrika Hospital, Mirsarai, Chittagong	24	149	678	827	0	0	0	142	505	116	763
Mawna General Hospital, Sreepur, Gazipur	10	230	610	840	0	0	0	7,325	6,128	1,907	15,360
Maya Clinic, Mymensingh Sadar	10	100	260	360	0	0	0	0	0	0	0
Medical College for Women & Hospital, Uttara, Dhaka	350	4210	3,120	7,330	3	1	4	4,250	3,120	2,531	9,901
Medicare Poly Clinic, Maulvibazar	10	670	630	1,300	3	1	4	50	100	20	170
Medico Hospital, Tangail Sadar	30	350	730	1,080	0	0	0	3,050	7,500	400	10,950
Mednova Hospital, Sirajganj	30	2,561	3,216	5,777	3	2	5	8,400	7,350	7,383	23,133
Medplus Hospital & Diagnostic Center, Mymensingh Sadar	10	240	300	540	0	0	0	0	0	0	0
Mediscan (Pvt.) Hospital, Feni	20	359	743	1,102	3	5	8	2,346	3,654	336	6,336
Megna Clinic, Pabna	10	170	235	405	0	0	0	110	117	25	252
Meher Hospital & Diagnostic Centre, Gazipur	10	65	230	295	0	0	0	415	630	95	1,140
Metro Hospital, Maulvibazar	10	469	359	828	0	0	0	136	435	52	623
Metropolitan Clinic, Khulna	10	69	361	430	0	0	0	76	177	0	253
Metu General Hospital, Pabna	20	404	1,334	1,738	0	0	0	25	110	0	135
Micropath Diagnostic and Clinic, Laxmipur, Rajshahi	10	400	250	650	0	0	0	0	0	0	0
Mizapur General Hospital, Mizapur, Tangail	10	50	1,015	1,065	0	0	0	4,342	6,585	1,920	12,847
Model Polly Hospital, Kapasia, Gazipur	10	180	452	632	0	0	0	1,244	3,054	1,836	6,134
Modern General Hospital (Pvt.), Joypurhat	10	200	220	420	0	0	0	1,000	1,200	190	2,390
Modern Hospital & Diagnostic Centre, Sreepur, Gazipur	10	230	332	562	0	0	0	1,020	1,400	300	2,720

Table 6.4 Continued

Health Facility	No. of beds	Admission (N)			Death (N)			Outdoor visit (N)			
		Male	Female	Total	Male	Female	Total	Male	Female	Child	Total
Modern Hospital Private, Matjdee, Noakhali	40	100	1,350	1,450	0	0	0	320	280	120	720
Mohanagar Clinic, Kazhata, Rajshahi	10	400	160	560	0	0	0	0	0	0	0
Moheshpur Pvt. Clinic, Moheshpur, Jhenaidah	10	16	123	139	0	0	0	0	0	0	0
Mohila O Shishu Clinic, Jhenaidah Sadar	10	29	192	221	0	0	0	0	0	0	0
Mohila O Shishu Clinic, Salkupa, Jhenaidah	10	29	192	221	0	0	0	0	0	0	0
Moin Uddin Hospital, Sraiganj	10	320	400	720	0	0	0	2,279	2,800	0	5,079
Monisha Nursing Home, Khulna	10	27	76	103	0	0	0	348	661	20	1,029
Monowara Clinic, Tangail Sadar	20	430	450	880	0	0	0	350	1,175	300	1,825
Monowara Hospital (Pvt.) Ltd., 54 Siddeshwari Road, Dhaka 1217	73	2,056	5,889	7,945	34	29	63	1,452	1,291	366	3,109
Morrum Eye Hospital, Sakdir, Nilphamari	11	293	300	593	0	0	0	12,325	10,322	0	22,647
Moshir Rahman Pvt. Hospital, Moheshpur, Jhenaidah	10	0	0	0	0	0	0	0	0	0	0
Motherland Clinic, Laxmipur, Rajshahi	10	0	850	850	0	0	0	0	0	0	0
Mother's Clinic, Upashahor, Rajshahi	10	0	450	450	0	0	0	0	0	0	0
Maulvibazar Poly Clinic, Maulvibazar	20	800	1,150	1,950	2	0	2	730	450	98	1,278
Mukta Hospital, Tangail Sadar	10	120	420	540	0	0	0	3,000	4,000	200	7,200
Mukti Clinic, Laxmipur, Rajshahi	30	2,200	800	3,000	0	0	0	0	0	0	0
Mukti Clinic, Magura	10	150	350	500	0	0	0	270	400	150	820
Mukti Clinic, Moheshpur, Jhenaidah	10	14	132	146	0	0	0	0	0	0	0
Muslim Aid Community Hospital, Projpur	20	196	290	486	0	0	0	2,011	2,530	1,225	5,766
Muslim Aid Community Hospital, Brahman Bazar, Maulvibazar	20	1,177	1,773	2,950	1	2	3	4,419	17,677	7,314	29,410
Muslim Aids Com. Hospital, Pabna	20	428	963	1,391	2	0	2	3,930	6,502	3,477	13,909
Nabila General Hospital, Begumganj, Noakhali	10	22	353	375	0	0	0	20	1,000	800	1,820
Nagaric Hospital, Barni, Sreepur, Gazipur	10	209	687	896	0	0	0	413	653	105	1,171
Nagorick (Pvt.) Hospital, Mymensingh Sadar	10	125	355	480	0	0	0	0	0	0	0
Nalta Hospital, Kalliganj, Satkhira	20	3,867	2,756	6,623	0	0	0	33	28	19	80
Nasima Nursing Home, Mymensingh Sadar	10	53	95	148	0	0	0	0	0	0	0
Nazma Nursing Home, Mymensingh Sadar	10	120	320	440	0	0	0	500	2,500	0	3,000
New Arafat Clinic, Magura	10	110	250	360	0	0	0	0	0	0	0
New Doctors Clinic, Joypurhat	10	118	438	556	0	0	0	720	560	0	1,280
New Life Nursing Home, Khulna	10	154	373	527	1	1	2	0	0	0	0
New Popular Hospital, Tangail Sadar	10	108	132	240	0	0	0	517	633	150	1,300
New Resido Hospital, Harinakumdu, Jhenaidah	10	20	180	200	0	0	0	0	0	0	0
New Surgical Clinic, Magura	10	100	150	250	0	0	0	0	0	0	0
Nibedita Nursing Home, Asasuni, Satkhira	10	47	95	142	0	0	0	600	1,100	100	1,800
Niramoy Clinic, Lalmonirhat	10	214	723	937	0	0	0	0	0	0	0
Niramoya Clinic, Mymensingh Sadar	10	120	230	350	0	0	0	900	400	0	1,300

Table 6.4 Continued

Health Facility	No. of beds	Admission (N)			Death (N)			Outdoor visit (N)			
		Male	Female	Total	Male	Female	Total	Male	Female	Child	Total
North Bangal M. C & Hospital, Straiganj	400	8,102	6,918	15,020	50	31	81	36,917	34,130	9,120	80,167
Nova General Hospital, Sreepur, Gazipur	10	145	365	510	0	0	0	1,563	2,965	1,925	6,453
Pabna Poly Clinic, Pabna	10	88	342	430	0	0	0	200	500	45	745
Padma Clinic & Diagnostic Centre, Komabari, Gazipur	10	37	148	185	0	0	0	840	1,160	431	2,431
Padma Clinic & Nursing Home, Joypurhat	10	172	1,050	1,222	0	0	0	0	0	0	0
Padma Clinic, Kazihata, Rajshahi	20	180	180	360	0	0	0	1,440	720	720	2,880
Padma Clinic, Magura	10	100	200	300	0	0	0	0	0	0	0
Paribarick Health Clinic, Nilphamari	5	0	437	437	0	0	0	23,830	51,749	24,168	99,747
Paricharja (Pvt) Hospital, Mymensingh Sadar	10	120	360	480	0	0	0	0	0	0	0
Paromita Bye Hospital, Mymensingh Sadar	10	370	170	540	0	0	0	0	0	0	0
PDC Hospital, Pabna	10	110	227	337	0	1	1	200	360	200	760
Peeries Hospital, Moheshpur, Jhenaidah	10	6	93	99	0	0	0	0	0	0	0
Pilot Hospital, Tangail Sadar	10	264	456	720	0	0	0	1,960	2,050	100	4,110
Pioneer Hospital, Sylhet	15	207	261	468	2	3	5	40	54	15	109
PKS Clinic, Satkhira Sadar	10	0	140	140	0	0	0	1,500	2,000	100	3,600
PMCH, Chittagong	10	223	733	956	0	0	0	559	484	221	1,264
Poly Clinic, Magura	10	285	235	520	0	0	0	0	0	0	0
Popular Clinic and Nursing Home, Nilphamari	10	0	425	425	0	0	0	0	0	0	0
Popular General Hospital, Sylhet	10	236	668	904	0	0	0	377	197	68	642
POPULAR PV. HOSPITAL, Sirajdikhan, Munshiganj	10	186	255	441	0	0	0	4,000	4,150	8,150	16,300
Prime Hospital Ltd., Hospital Road, Majdee, Noakhali.	60	3,580	5,366	8,946	0	0	0	8000	12,000	2,600	22,600
Pyramid Surgical Clinic, Khulna	10	25	108	133	0	0	0	138	1,117	43	1,298
Rabeya Banu General Hospital, Biswanath, Sylhet	6	0	0	0	0	0	0	1,505	3,008	2,202	6,715
Rabta Hospital, Jhenaidah Sadar	10	12	60	72	0	0	0	0	0	0	0
RABITA HOSPITAL (Private), Langadu, Rangamati	31	500	650	1,150	14	5	19	2,963	2,163	852	5,978
Rahman Clinic, Rajendrapur, Sreepur, Gazipur	10	288	432	720	0	0	0	1,916	2,738	821	5,475
Rathana Clinic, Puthia, Rajshahi	10	180	110	290	0	0	0	0	0	0	0
Rajdani (Pvt) Hospital, Mymensingh Sadar	10	110	300	410	0	0	0	0	0	0	0
Rajdhani Nursing Home, Tangail Sadar	10	108	900	1,008	2	1	3	2,300	3,100	1,800	7,200
Rawshan Clinic & Diagnostic Centre, Joypurhat	10	63	139	202	0	0	0	175	305	0	480
Razzak Memorial Clinic, Alekanda, Barisal	10	0	128	128	0	0	0	0	0	0	0
Rokeya (Pvt) Hospital, Mymensingh Sadar	10	160	320	480	0	0	0	0	0	0	0
S.R.S. Clinic, Madhupur, Tangail	10	295	496	791	0	0	0	1,318	1,426	542	3,286
S.S. Hospital, Tangail Sadar	50	152	1,438	1,590	0	1	1	1,774	8,246	882	10,902

Table 6.4 Continued

Health Facility	No. of beds	Admission (N)			Death (N)			Outdoor visit (N)			
		Male	Female	Total	Male	Female	Total	Male	Female	Child	Total
Safa Marwa General Hospital, Kapasia, Gazipur	10	260	767	1,027	0	0	0	1,141	3,890	1,343	6,374
Safe Maternity & Surgical Clinic, Kulaura, Maulvibazar	10	135	848	983	1	0	1	325	5,708	132	6,165
Safeway (Pvt) Hospital, Mymensingh Sadar	28	178	264	442	0	0	0	0	0	0	0
Salam (Pvt) Hospital, Mymensingh Sadar	20	90	27	117	0	0	0	0	0	0	0
Sajib Pvt. Hospital, Moheshpur, Jhenaidah	10	0	0	0	0	0	0	0	0	0	0
Saleha Clinic, Magura	10	260	100	360	0	0	0	0	0	0	0
Saleha Clinic, Moheshpur, Jhenaidah	10	13	111	124	0	0	0	0	0	0	0
Salma Clinic, Mymensingh Sadar	10	80	160	240	0	0	0	0	0	0	0
Semota Nursing Home, Laxmipur, Rajshahi	10	120	60	180	0	0	0	0	0	0	0
Shamsul Haque Memorial Hospital, Tangail Sadar	10	68	626	694	0	0	0	450	2,950	200	3,600
Sandhani Clinic, Khulna	20	951	985	1,936	14	16	30	369	360	0	729
Santi Private Hospital, Magura	20	300	500	800	0	0	0	400	600	0	1,000
Sapla Clinic, Lahmorihat	10	165	533	698	0	0	0	0	0	0	0
Sarmin Private Clinic & Nursing Home, Magura	10	150	320	470	0	0	0	200	300	0	500
Satata Clinic, Satkhira Sadar	10	180	200	380	0	0	0	1,000	1,500	500	3,000
Satata Private Hospital, Sreepur, Magura	10	5	25	30	0	0	0	0	0	0	0
Save Health Clinic, Khulna	10	7	306	313	0	0	0	0	995	0	995
Sayed Yusuf Memorial Hospital, Kishoreganj	30	287	263	550	6	6	12	121	125	30	276
Sea Side Hospital, Cox's Bazar	10	107	705	812	0	1	1	0	0	0	0
Seba Clinic and Hospital, Tangail Sadar	30	406	1,625	2,031	0	0	0	4,264	12,324	1,050	17,638
Seba Clinic, Khulna	10	87	317	404	0	0	0	208	364	34	606
Seba Clinic, Magura	10	63	297	360	0	0	0	35	90	40	165
Seba Clinic, Jhenaidah Sadar	10	27	167	194	0	0	0	0	0	0	0
Seba Eye Hospital, Tangail Sadar	10	235	366	601	0	0	0	2,235	3,822	251	6,308
Seba General Hospital, Ullaparua, Srajganj	10	200	118	318	12	10	22	2,400	1,980	1,095	5,475
Seba General Hospital, Gazipur	20	206	412	618	0	0	0	1,102	2,570	623	4,295
Shadman Clinic & Nursing Home, Joypurhat	10	112	386	498	0	0	0	546	403	81	1,030
Shafipur General Hospital, Khorabari, Gazipur	10	154	461	615	0	0	0	1,033	2,065	344	3,442
Shagota Clinic, Tala, Satkhira	10	444	1,563	2,007	0	0	0	1,423	1,673	93	3,189
Shah Jalal Clinic, Pabna	10	110	121	231	0	0	0	260	262	60	582
Shah Mostafa (Pvt) Hospital, Maulvibazar	10	86	194	280	1	1	2	25	35	20	80
Shabeed Anisur Rahman Hospital, Pabna	10	240	280	520	0	0	0	127	180	10	317
Shabeen Clinic (Pvt.) Hospital, Feni	10	108	268	376	0	0	0	265	499	464	1,228
Shamima Clinic, Jhenaidah Sadar	10	145	162	307	0	0	0	0	0	0	0
Shamsuddin Memorial (Pvt.) Hospital, Kotchandpur, Jhenaidah	10	101	766	867	0	0	0	0	0	0	0
Shapla Medicine & Diagnostic Centre, Mowna, Sreepur, Gazipur	10	225	473	698	0	0	0	529	745	195	1469

Table 6.4 Continued

Health Facility	No. of beds	Admission (N)			Death (N)			Outdoor visit (N)			
		Male	Female	Total	Male	Female	Total	Male	Female	Child	Total
Shapla Nursing Home, Mymensingh Sadar	10	150	330	480	0	0	0	0	0	0	0
Sharif General Hospital, Khonabari, Gazipur	20	720	900	1,620	0	0	0	3,650	5,475	1,825	10,950
Shammin Nursing Home, Rajshahi	10	0	400	400	0	0	0	0	0	0	0
Seba Clinic, Kalaroa, Satkhira	10	463	1,642	2,105	0	0	0	1,753	2,203	52	4,008
Seema Clinic, Moheshpur, Jhenaidah	10	21	204	225	0	0	0	0	0	0	0
Shirmal Clinic, Satkhira Sadar	10	73	400	473	0	0	0	413	919	286	1,618
Shikha Private Hospital, Harinakundu, Jhenaidah	10	27	290	317	0	0	0	0	0	0	0
Shitalakritya General Hospital & Diagnostic Centre, Kapasia, Gazipur	10	234	345	579	0	0	0	213	289	103	605
Showdia Clinic, Pabna	10	185	280	465	0	0	0	120	190	70	380
Shurakkah Nursing Home, Mymensingh Sadar	10	144	216	360	0	0	0	0	0	0	0
Siraj General Hospital, Konabari, Gazipur	10	248	625	873	0	0	0	1,048	1,890	589	3,527
Sonia Clinic, Tangail Sadar	40	1300	220	1,520	2	1	3	15,000	27,500	2,500	45,000
Soudia Hospital, Rajpara, Rajshahi	10	250	200	450	0	1	1	0	0	0	0
Sovon Seba Clinic, Pabna	5	43	172	215	0	0	0	91	196	131	418
Square Clinic, Joypurhat	10	12	183	195	0	0	0	0	0	0	0
Sreemangal Poly Clinic, Sreemangal, Maulvibazar	10	154	308	462	0	0	0	206	460	30	696
Sreepur Clinic, Magura, Sreepur, Magura	10	45	190	235	0	0	0	0	0	0	0
St. Mary's Katholic Mother & Child Hospital, Kalliganj, Gazipur	10	0	250	250	0	0	0	391	7,395	2,214	10,000
Sufia Hospital & Diagnostic Centre, Gazipur	10	266	932	1,198	0	0	0	521	727	203	1,451
Sultan General Hospital, Gazipur	10	478	982	1,460	0	0	0	1,735	1,995	125	3,855
Sumi Clinic, Moheshpur, Jhenaidah	10	28	125	153	0	0	0	0	0	0	0
SUMI GENERAL Hospital (Private), Anahazar, Narayanganj	10	160	301	461	0	0	0	1,360	1,660	625	3,645
Sumon & Biswas Clinic, Moheshpur, Jhenaidah	10	18	105	123	0	0	0	0	0	0	0
Sunmoon Clinic, Magura	10	50	170	220	0	0	0	0	0	0	0
Sunrise Clinic, Magura	10	522	198	720	0	0	0	0	2,500	1,980	4,480
Surgacare Clinic, Pirojpur	40	640	1,030	1,670	0	0	0	10,480	11,770	700	22,950
Sylhet Nursing Home, Sylhet	12	128	308	436	0	0	0	0	0	0	0
Sylhet Shishu Clinic and General Hospital, Sylhet	62	1560	1,091	2,651	0	2	2	258	328	752	1,338
Tangail Clinic and Hospital, Tangail Sadar	10	220	280	500	0	0	0	305	5,980	100	6,385
Tanisa (Pvt.) Clinic, Jhenaidah Sadar	10	48	212	260	0	0	0	0	0	0	0
Tanisa (Pvt.) Clinic, Salkupa, Jhenaidah	10	48	212	260	0	0	0	0	0	0	0
Taslim Clinic, Jhenaidah Sadar	10	36	647	683	0	0	0	0	0	0	0
The Akota Clinic, Ghose Para, Rajshahi	10	200	160	360	0	0	0	0	0	0	0
The City Hospital, Tangail Sadar	20	96	469	565	0	0	0	450	1,440	100	1,990

Table 6.4 Continued

Health Facility	No. of beds	Admission (N)			Death (N)			Outdoor visit (N)			
		Male	Female	Total	Male	Female	Total	Male	Female	Child	Total
The Holy City (Pvt) Hospital, Maulvibazar	30	271	455	726	0	0	0	270	330	40	640
The Ibn-Sina Clinic, Magura	10	140	350	490	0	0	0	250	800	350	1,400
The Modern Hospital, Sreepur, Gazipur	10	232	642	874	0	0	0	398	723	189	1,310
The Rawshan Clinic & Diagnostic Centre, Joypurhat	10	246	450	696	0	0	0	200	520	120	840
Trauma Center General Hospital, Mymensingh Sadar	10	100	80	180	0	0	0	0	0	0	0
Ullapana Hospital, Ullapana, Sirajganj	10	350	850	1,200	0	0	0	3,500	2,500	1,104	7,104
Unique (Pvt) Hospital, Maulvibazar	10	144	330	474	2	0	2	81	149	22	252
United General Hospital, Hossain Market, Tongi, Gazipur	10	312	525	837	0	0	0	442	581	203	1,226
Upasam (Pvt) Hospital, Mymensingh Sadar	10	120	320	440	0	0	0	70	90	40	200
Upasham General Hospital, Feni	20	2,886	1,924	4,810	6	13	19	108	54	18	180
Upasom Hospital & Diagnostic Centre, Gazipur	10	296	356	652	0	0	0	352	412	125	889
Utaran Nursing Home, Mymensingh Sadar	10	120	300	420	0	0	0	0	0	0	0
Uttoobango Islami Hospital, Laxmipur, Rajshahi	10	200	90	290	0	0	0	0	0	0	0
Val Val Clinic, Harinakunchi, Jhenaidah	10	30	160	190	0	0	0	0	0	0	0
VISION HOSPITAL, Bramhanpara, Comilla	10	301	528	829	0	0	0	124	250	30	404
Women & Children Hospital, Chalna, Ramu, Cox's Bazar	10	965	1,089	2,054	3	1	4	2,463	4,810	5,357	12,630
Woodland Hospital & Diagnostic Complex, Matjdee, Noakhali	20	620	780	1,400	0	0	0	90	60	45	195
Total	10,061	299,133	389,869	695,847	3,334	2,892	6,334	999,065	2,816,996	535,292	4,679,860

Table 6.5 summarizes the data on bed-occupancy rates, hospital death rates, average daily admissions, and average daily outdoor visit of the private hospitals providing data.

Table 6.5. Average length of stay, bed-occupancy rates, hospital death rates, average daily admission, and average daily outpatient visits in some private hospitals in 2011. Names of hospitals are in alphabetic order

Facility	No. of beds	Bed-occupancy rate (%)	Hospital death rate (%)	Average daily admission (N)	Average daily OPD visits (N)
Ad-Din Medical College Hospital, Dhaka	500	0.0	0.5	63.4	902.0
Alam General Eye Hospital, Kapasia, Gazipur	20	0.0	0.0	2.3	35.0
Al-Kemy (PVT.) Hospital, Feni	30	0.0	0.3	11.6	5.3
Ambia Hospital, Bogra Road, Barisal	50	0.0	0.0	0.1	0.1
Amina Clinic, Tangail	30	0.0	0.0	2.6	83.6
Ayasha Khanam Memorial Hospital, Tangail	50	0.0	0.0	4.1	41.2
Ayesha Medicare, Sylhet	20	0.0	0.5	2.3	0.7
Ayesha Memorial Specialised Hospital, Dhaka	100	0.0	17.9	56.9	118.4

Table 6.5 Continued

Facility	No. of beds	Bed-occupancy rate (%)	Hospital death rate (%)	Average daily admission (N)	Average daily OPD visits (N)
Bangladesh Medical College Hospital, Dhaka	500	0.0	1.4	42.1	296.0
Barlekha Poly Clinic, Barlekha, Maulvibazar	10	18.5	0.0	0.6	0.1
Brahman Bazar Christian Health Project, Maulvibazar	35	31.7	0.1	4.0	38.6
Camelia Duncan Foundation Hospital, Shamshernagar, Maulvibazar	50	65.0	1.4	8.6	40.6
Christian Hospital, Chandraghona, Rangamati	100	87.8	1.3	16.0	81.6
City Hospital, Madhupur, Tangail	16	0.0	0.1	2.3	9.7
Demien Foundation TB and Leprosy Hospital, Madhupur, Tangail	80	0.0	6.2	1.9	51.8
Dhaka Clinic, Tangail	20	0.0	0.0	2.0	68.3
Dhaka National Institute Hospital, Dhaka	500	0.0	0.7	45.4	737.5
Dhaleswari Hospital, Tangail	20	0.0	0.0	1.0	5.7
Doctors' Clinic, Tangail	20	0.0	0.0	2.8	21.3
Dream Hospital, Begumganj, Noakhali	30	0.0	0.0	0.1	8.8
Dwip Jwele Jai Eye Hospital, Bhuapur, Tangail	20	0.0	0.0	0.9	31.1
Feni Central (PVT.) Hospital, Feni	20	0.0	0.0	5.2	9.4
Feni Diabetic Hospital, Feni	25	0.0	1.1	17.4	222.0
Gonoshasthaya Samajbhittik Medical College and Hospital, Mirzanagar, Savar, Dhaka	600	45.0	0.4	51.1	402.3
Good Heal Hospital, Matjdee, Noakhali	40	0.0	0.0	0.2	12.1
Gorib Newaz Clinic, Khulna	20	0.0	1.3	2.9	9.4
Hope (Pvt) Hospital, Maulvibazar	10	82.9	0.5	2.4	0.5
Ibn Sina Hospital, Sylhet	80	0.1	1.4	20.0	43.8
icddr,b Dhaka Hospital	300	117.7	0.2	275.7	75.2
icddr,b Matlab Health Research Centre, Chandpur		0.0	0.1	51.6	0.2
Insaf Hospital, Joydebpur, Gazipur	20	0.0	0.0	2.6	2.0
Islami Bank Community Hospital, Jhenaidaha	20	0.0	0.9	4.2	33.5
Islami Bank Hospital, Khulna	60	0.0	1.6	18.7	162.5
Jamil Eye & General Hospital, Kaliganj, Gazipur	20	0.0	0.0	7.3	102.8
Kallakair General Hospital & Diagnostic Center, Kaliakair, Gazipur	20	0.0	0.0	1.9	8.7
Kulaura Poly Clinic, Kulaura, Maulvibazar	10	75.9	0.2	2.8	3.6
Kumudini Women Medical College Hospital, Mirzapur, Tangail	750	0.0	1.6	95.6	616.9
Life Care (Pvt) Hospital, Maulvibazar	20	100.0	0.2	3.4	2.7
Luthern Health Care, Dumki, Patuakhali	40	0.0	0.0	2.8	27.1
Mamata Nagar Matree Shadan, Lalkhan, Chittagong	40	0.0	0.0	13.1	135.8
Marie Stopes		0.0	0.0	31.8	4,837.5
Mairika Hospital, Mirsarai, Chittagong	24	0.0	0.0	2.3	2.1
Medico Hospital, Tangail	30	0.0	0.0	2.9	30.0
Mediscan (PVT.) Hospital, Feni	20	0.0	0.7	3.0	17.4
Metu General Hospital, Pabna	20	0.0	0.0	4.8	0.4
Modern Hospital Private Matjdee, Noakhali	40	0.0	0.0	0.1	2.0
Monowara Clinic, Tangail	20	0.0	0.0	2.4	5.0
Monowara Hospital (Pvt.) Ltd., 54 Siddeshwari Road, Dhaka 1217	73	0.0	0.8	21.6	8.5

Table 6.5 Continued

Facility	No. of beds	Bed-occupancy rate (%)	Hospital death rate (%)	Average daily admission (N)	Average daily OPD visits (N)
Morium Eye Hospital, Saidpur, Nilphamari	11	0.0	0.0	1.6	62.0
Maulvibazar Poly Clinic, Maulvibazar	20	0.0	0.1	5.3	3.5
Muslim Aid Community Hospital, Brahman Bazar, Maulvibazar	20	120.7	0.1	8.0	80.6
Muslim Aids Com. Hospital, Pabna	20	0.0	0.1	3.8	38.1
Pioneer Hospital, Sylhet	15	0.0	1.1	1.3	0.3
Prime Hospital Ltd., Hospital Road, Maljdee, Noakhali	60	0.0	0.0	0.1	61.9
RABITA HOSPITAL (Private), Langadu, Rangamati	31	0.0	1.7	3.2	16.4
S.S. Hospital, Tangail	50	0.0	0.1	4.4	29.9
Safe Maternity & Surgical Clinic, Kulaura, Maulvibazar	10	47.1	0.1	2.7	16.9
Sandhani Clinic, Khulna	20	0.0	1.7	4.8	2.0
Sayed Yusuf Memorial Hospital, Bhairab, Kishoreganj	30	5.2	2.2	1.5	0.8
Seba Clinic and Hospital, Tangail Sadar	30	0.0	0.0	5.5	48.3
Seba General Hospital, Gazipur	20	0.0	0.0	1.6	11.8
Sharif General Hospital, Khonabari, Gazipur	20	0.0	0.0	4.4	30.0
Sonia Clinic, Tangail	40	0.0	0.1	9.5	123.3
Sylhet Shishu Clinic and General Hospital, Sylhet	62	3.2	0.1	7.3	3.7
The City Hospital, Tangail	20	0.0	0.0	1.5	5.5
The Holy City (Pvt) Hospital, Maulvibazar	30	0.0	0.0	2.0	1.8
Unique (Pvt) Hospital, Maulvibazar	10	46.8	0.4	1.3	0.7
Upasham General Hospital, Feni	20	0.0	0.4	13.2	0.5

Smiling Sun Franchise Program

The Smiling Sun Franchise Program (SSFP) is funded by the United States Agency for International Development (USAID). It is intended to complement the wide network of health and family-planning facilities of the Government of Bangladesh resorting to an innovative approach to healthcare franchising. To achieve relevant health outcomes, the Smiling Sun Franchise Program jointly works with partnering NGOs to convert the existing network into a viable social health franchise. The program uses a build-operate-transfer (BOT) methodology to set a plan for developing the Franchise Manager Organization into an operational entity so that it can fully assume franchise operations by the end of the program. Currently, 28 NGOs are providing healthcare services to women, children, and youths through 320 static and 8,500 satellite clinics in 61 districts of Bangladesh; 34 clinics of this network are providing Emergency Obstetric Care (EmOC) services. This network will continue to expand the volume and types of quality healthcare under Essential Service Delivery (ESD) provided to the able-to-pay customers as well as

To achieve relevant health outcomes, the Smiling Sun Franchise Program jointly works with partnering NGOs to convert the existing network into a viable social health franchise. The program uses a build-operate-transfer (BOT) methodology to set a plan for developing the Franchise Manager Organization into an operational entity so that it can fully assume franchise operations by the end of the program...

underserved and poor clients. During the first and second year of the program, SSFP worked with local implementing partners and increased their

Table 6.6. Number of patients served in Smiling Sun Franchise Program (SSFP) partners in 2011

Month	Total patients (N)	Admission (N)	Death (N)	Average length of stay (days)	Bed-occupancy rate (%)	Hospital death rate (%)	Average daily admission (N)	Caesarean section
January	2,165,017	1,528	0	3	55	0	51	387
February	2,108,213	1,461	0	3	58	0	49	351
March	2,156,898	1,590	0	3	57	0	53	462
April	2,144,659	1,639	0	3	61	0	55	448
May	2,158,512	1,546	0	3	55	0	52	434
June	2,147,337	1,589	0	3	59	0	53	493
July	2,112,115	1,676	0	3	60	0	56	536
August	2,029,809	1,925	0	3	69	0	64	619
September	2,051,358	1,728	0	3	64	0	58	560
October	2,109,633	1,960	0	3	70	0	65	577
November	2,061,625	1,864	0	3	69	0	62	579
December	2,079,563	1,835	0	3	66	0	61	570
Total	25,324,739	20,341	0	3	62	0	56	6,016

Note: Only female patients; SSFP operates emergency obstetric care facilities with 270 sanctioned beds

ability to cover operational expenses from 25% to 31%, and the current level of sustainability is approximately 41%. By the fourth year of this program, SSFP aims to generate sufficient income to support approximately 70% of the operational cost while maintaining access to those who cannot afford to pay for services.

During 2011, three hundred twenty (320) smiling sun clinics treated 25,324,739 outdoor patients while 20,341 patients were admitted in and

discharged from 34 EmOC (ultra) clinics. As in previous years, no patient died in smiling sun clinics during 2011. In 34 ultra-clinics, patients stayed, on an average, for 3 days while their bed-occupancy rate was 62%, which is 10%-point higher than the previous year. In 34 EmOC clinics, on an average, 56 patients were admitted per day. During 2011, a total of 20 comprehensive EmOC clinics conducted 6,016 major surgeries (c-section), which is 4% higher than that in the previous year.